

EHSIntegrator Software Platform

“Overview”

Edited: 07/30/2013 by Des Nolan

The EHSIntegrator software platform is	2
An integrated system to help EHS “do more with less”	2
Comprehensive, but easy to adopt partially or in stages	2
<i>A Unique Solution for Your Needs</i> =	2
An EHS/IT/Principal platform designed for change	3
Based Around Key Ideas	3
Contact Us	3
General Functions/Core Data	4
Core Data Modules.....	4
General Function Modules	5
Safety Programs	5
Biological Safety Program	6
Chemical Safety Program	6
Radiation Safety Program.....	6
Laboratory Safety	7
Environmental Affairs.....	7
Occupational/Physical	7
Cross Discipline.....	8
Custom Adoption	8
Initial Module Adoption	8
General Adoption Strategies	8
Strategies/Options Matrix.....	9
Presentations.....	11
All ‘98’ Modules/Components	12
Based Around Key Ideas	15
Typical Quality Process.....	15
Important Concepts	17
Best Tool for the Job.....	18
Modular Solution.....	19
Layered software.....	19

The **EHSIntegrator** software platform is

- An integrated system to help EHS “do more with less”
- Comprehensive, but easy to adopt partially, or in stages
- An EHS/IT/Principal designed solution to handle change

An integrated system to help EHS “do more with less”

Improved productivity	wherever it’s used, as it’s tailored for EHS operations
Reduced response times	by eliminating paper handling and email exchanges
Extended workflows	facilitated by holistic integration of modules and data
Greater customer satisfaction	by giving Principals access to their own data
Better compliance	with built-in tracking of issues and resolutions
Cross-module reports	e.g. lab guide with equipment, activities, and staff
Improved analysis	with flexible querying, reporting, and Excel exports
Data metrics	to spot issue trends and guide resource rebalancing
Long retention of data	to satisfy regulations e.g. decades/life for Rad data

Comprehensive, but easy to adopt partially or in stages

***A Unique Solution for Your Needs =
General Functions + Safety Programs + Custom Adoption***

General Functions	Safety Programs	Custom Adoption
General Functions	Research/Lab Safety	Select Initial Module(s)
- Dashboard/Metrics	- Bio, Chem, Rad Safety	- Set Configuration Options
- Exposure Risks/Training	- Laboratory Safety	- Use Flexible querying
- Incident Tracking	Environmental Affairs	- Use Flexible Reporting
- Inspections/Surveys	- Hazardous Waste	Select Adoption Strategy
Core Data	Occupational/Physical	- EHS Inspector
- Buildings, areas, people	- Construction Review	- EHS Compliance
- Principal Profiles	- Incident Tracking	- EHS Integrator
- Hazard Use Profiles	- Work Shops	Custom Modules

In Total: 30 modules, 1,000 forms/reports, and 1,000,000 of code

An EHS/IT/Principal platform designed for change

ABC Systems, Inc. has been developing EHS software solutions since 1993. In late 2005, we started to fold our experience into an extensive EHS software platform to be reused by many EHS offices to address their unique needs. A holistic platform we call **EHSIntegrator**.

We had our first opportunity to successfully use **EHSIntegrator** starting in 2008 with Yale University's EHS office, where it has replaced both old systems and planned new ones.

ABC Systems, Inc. continues to actively evolve the **EHSIntegrator** software platform, producing multiple releases each year. Each release involves a number of short cycles where we closely work with EHS/PIs to get requirements, review prototypes, and incorporate feedback.

The **EHSIntegrator** software platform was built with best software practices so that it could be easily adapted to changing business needs. It has a flexible open architecture that makes it easy to integrate with other information systems.

Based Around Key Ideas

Development of our software platform was guided by key ideas and concepts integral to EHS, or applicable to producing a system that can be easily adapted to handle changing business needs.

Standard Quality Process	Important Concepts	Best Tool for The Job
Assess, Develop Plan and Checklist	Roles	Windows App for EHS Personnel
Inspect for Issues	Activities	Web Pages for Principals
Track Resolutions	Exposure Risks	Industrial Strength Database
Review Metrics/Course Correct	Training Requirements	Modular/Layered Architecture

Contact Us

Des Nolan, Solution Partner, 9am-5PM EST, (203) 984-0787, DesNolan@EHSIS.com

John Dahlstrom, Solution Partner, 9am-5PM EST, (203) 246-1862, JohnDahlstrom@EHSIS.com

ABC Systems, Inc. 375 Morgan Ln, #301, West Haven, 06516

www.EHSIntegrator.com

www.EHSIS.com

General Functions/Core Data

General Functions represent the *first component* of our formula for delivering unique solutions for your needs.

Unique Solution = **General Functions** + Safety Programs + Custom Adoption

We use the term General Functions here to refer to both Core Data and General Function modules which can be used together to achieve general functionality performed by all EHS sections or be leveraged by other modules in our platform to achieve Safety Program specific functionality and extended workflows.

The two tables below list **EHSIntegrator** Core Data and General Functional modules with links to additional files containing additional details about them. Use **Ctrl + Click** to download files.

FILES: There are simple spec sheets and larger encrypted files containing screenshots

1. **Simple Spec Sheets** are one page PDF files that give an overview of either a module or sub-component. These PDF files should appear in your default PDF viewer, but the larger ones can take a while to do so. If the delay is too long, you can right-click on the link, and download to your local PC.
2. **Screen-shot files** are **encrypted** wrappers around large PDF files that contain images of forms in a module or sub-component. They come in two forms, a compressed file (ZIP) that needs to be extracted, and a self-extracting executable (EXE). Both of these files require a password, **to receive the password**, please send name and university to info@EHSIS.com.

Core Data Modules

Core Data Modules	Spec Sheets	Screen-shots	Screen-shots	ZIP MBs
Organization Data: - Building/Building Areas (Labs/Halls/Dorms/etc.) - People (Employees/Students/Vendors/etc.) - EHS Staff and their System Roles	PDF	ZIP	EXE	0.7
Principal Profile: Activities, Work Areas (Labs), Assistants, and their Activities	PDF	ZIP	EXE	0.7
Hazard Use Profiles - <i>Biological Agents</i> - Chemicals (restricted ones Tracked by EHS) - <i>Radioisotopes</i>				

NOTE: This [PDF](#) (1MB) returns a file containing all the one page specification sheets for all modules.

General Function Modules

<i>General Function Modules</i>	Spec Sheets	Screen-shots	Screen-shots	ZIP MBs
Exposure Risks/Required Training Courses	PDF	ZIP	EXE	0.6
Data Metrics Analysis	PDF	ZIP	EXE	0.4
Inspections/Surveys/Assessments and Find-and-Fix	PDF	ZIP	EXE	1
Registrations	PDF	ZIP	EXE	0.8
<i>Safety and Compliance Calendar</i>	PDF	ZIP	EXE	0.5
Training and Compliance	PDF	ZIP	EXE	0.7

NOTE: This [PDF](#) (1MB) returns a file containing all the one page specification sheets for all modules.

Initially, you can adopt just the modules that you have the most critical need for, and later follow up with a general adoption strategy that adds new modules each year.

Safety Programs

Safety Programs represent the *second component* of our formula for delivering unique solutions for your needs.

Unique Solution = General Functions + **Safety Programs** + Custom Adoption

Each Safety Program covers activities typically performed by a section of an EHS office. **EHSIntegrator** gives each Program its own application Organizer that tailors access to each of the platform's Core Data and General Function modules that the program needs, along with functionality specific to it.

Using Organizers for Safety Program allows us to easily put new programs together quickly.

The tables below list the Safety Program modules and their individual sub-components that are part of the **EHSIntegrator's** software platform. *For information about accessing the linked files in those tables please see the sub-section "There are simple spec sheets, and larger files containing screenshots" in "General Functions."*

If you do not see additional documentation links for any item you are interested in, please contact us, and we will provide you with the information you need.

A version of all Safety Programs for the platform have been implemented in a production environment, but some sub-components are awaiting adoption, (italicized items).

Biological Safety Program

Program/Component	Spec Sheets	Screen-shots	Screen-shots	ZIP MBs
Biological Safety Program	PDF	ZIP	EXE	0.5
...Protocol Registrations: - Biological Work Overview - <i>rDNA</i> - <i>Infectious Agents</i>		ZIP	EXE	1.8
... <i>Bio Agent Use Profile (part of Principal Profile)</i>				
...Biological Equipment - <i>part of Inventory</i>				

NOTE: This [PDF](#) (1MB) returns a file containing all the one page specification sheets for all modules.

Chemical Safety Program

Program/Component	Spec Sheets	Screen-shots	Screen-shots	ZIP MBs
Chemical Safety Program	PDF			
...Chemical Use Profile				
...Chemical Inventory (restricted chemicals)	PDF	ZIP	EXE	0.7
...Chemical Equipment (part of Inventory)				
...Controlled Substances Registration				

NOTE: This [PDF](#) (1MB) returns a file containing all the one page specification sheets for all modules.

Radiation Safety Program

Program/Component	Spec Sheets	Screen-shots	Screen-shots	ZIP MBs
Radiation Safety Program	PDF	ZIP	EXE	1.4
... <i>Air Sampling</i>				
... <i>Hot Lab Usage / Sink Disposals</i>				
... <i>Internal Dosimetry</i>				
... <i>Laser Safety Program</i>				
...Protocol Registrations: - Radiation Work Overview - Specific Radioisotopes		ZIP	EXE	2

...Radiation Equipment - (part of Inventory)				
...Radioisotope Inventory				
...Radioisotope Purchasing				
...Radiso. Use Profile – (part of Principal Profile)				
...X-Ray Safety Program				

NOTE: This [PDF](#) (1MB) returns a file containing all the one page specification sheets for all modules.

Laboratory Safety

Program/Component	Spec Sheets	Screen-shots	Screen-shots	ZIP MBs
Lab Signage (Area Safety)	PDF	ZIP	EXE	1.1
Lab Inspections – part of Survey				
Lab Safety Equipment – part of Inventory	PDF	ZIP	EXE	6

NOTE: This [PDF](#) (1MB) returns a file containing all the one page specification sheets for all modules.

Environmental Affairs

Program/Component	Spec Sheets	Screen-shots	Screen-shots	ZIP MBs
Biomedical Waste	PDF	ZIP	EXE	0.8
Chemical Waste				
Radiation Waste	PDF	ZIP	EXE	0.8

NOTE: This [PDF](#) (1MB) returns a file containing all the one page specification sheets for all modules.

Occupational/Physical

Program/Component	Spec Sheets	Screen-shots	Screen-shots	ZIP MBs
Construction Safety Review	PDF	ZIP	EXE	0.6
Incident - EHS Simple Tracking	PDF	ZIP	EXE	0.8
Worker Safety – General Incident Tracking (OSHA 300+)	PDF	ZIP	EXE	1.3
Work Shop Safety	PDF	ZIP	EXE	0.7

NOTE: This [PDF](#) (1MB) returns a file containing all the one page specification sheets for all modules.

Cross Discipline

Program/Component	Spec Sheets	Screen-shots	Screen-shots	ZIP MBs
Safety Advisor	PDF	ZIP	EXE	0.3

NOTE: This [PDF](#) (1MB) returns a file containing all the one page specification sheets for all modules.

Custom Adoption

Custom Adoption represents the *third component* of our formula for delivering unique solutions to you needs.

Unique Solution = General Functions + Safety Programs + **Custom Adoption**

Custom adoption can involve anything from selecting a couple of pre-existing **EHSIntegrator** modules and setting some of their configuration options, to implementing most of them overtime, and even possibly having some custom ones created for you.

We care most about what you need most, a long-term relationship where we work hard to make sure your unique needs are met initially and in the years to come.

Initial Module Adoption

Initially you may want to select just a couple of **EHSIntegrator's** modules to fill and immediate need. For example, reporting on hazardous chemical inventories or implementing a flexible survey/inspection tool. For those and almost all modules the platform has configurable settings at many levels so their behavior can be tailored to your needs:

- 1) The system Roles Manager allows you access to the modules you've adopted.
- 2) The Role Manager allows you assign rights to users to control what they can edit.
- 3) You can define and associate activities with people to control compliance requirements.
- 4) Many entities have type tables with attributes that can be set to modify related tasks.
- 5) All query screens have many options you can set to get custom views/results.
- 6) The global parameter table has 100 options that allow you modify many processes.
- 7) The systems open flexible architecture allows it to be integrated to other systems.

General Adoption Strategies

While you might start with just a couple of modules to fill an initial need, you're likely going to want to add more to get additional benefits from using our platform. In doing so, we've identified three General Adoption Strategies you might consider: "EHS Inspector", "EHS

Compliance”, and “EHS Integrator”. Each of the strategies is described separately below, and those descriptions are followed by a table listing possible **EHSIntegrator** modules and sub-components you might include in any of them when customizing them for your unique needs.

The "**EHS Inspector**" adoption strategy assumes you initially want to focus on safety inspections and the use of a flexible tool for creating related checklists and easily performing the surveys with a mobile device.

The Survey module can be used in conjunction with just the Core Organization Data module to perform a number of surveys, for such things as, Building Safety, general surveys and/or assessments.

If you have a need to do Lab Inspections, you'll most likely want to adopt the Principal Profile module as well, as it can be leveraged to identify which labs need to be inspected, what in them needs to be examined, and allows observed issues be tracked from initial findings through final resolution.

The "**EHS Compliance**" adoption strategy assumes that you want to focus on safety inspections and training, and the tracking of detailed compliance information for both.

Training requirements and current compliance can be identified by relating data for Assistants from the core Principal Profile and Training modules and cross-referencing that with data linked between the Exposure and Training modules. So besides adopting the modules suggested in the “EHS Inspector” strategy, you will also need the Training and Exposures modules.

The "**EHS Integrator**" adoption strategy assumes you will determine your own custom adoption strategy for your organization, based on any number of criteria or conditions.

For example, the need to fill-in more gaps in your system coverage, or work with specific EHS sections who've the capacity and strongest interest in moving to a more advanced system.

Strategies/Options Matrix

The table below shows appropriate and/or possibly modules/sub-components for each of the three general adoption strategies. ‘R’ indicates recommended items and ‘O’ optional ones.

Not all recommended modules are required, and of course, you can select any of the optional ones, which allows you customize any of the strategies to your own unique needs.

Any of the strategies can be implemented over a number of years to spread-out the adoption costs, limit the support load on internal resources, or bring about change in discrete amounts.

Modules/Components	EHS Inspector	EHS Compliance	EHS Integrator	"ALL" Web
Core Modules				
Organization Data (Buildings and People)	R	R	R	
Principal Profile	O	R	R	O
- <i>Biological Agent Use Profile</i>		O	O	
- <i>Hazardous Chemical Use Profile</i>		O	O	
- <i>Radioisotope Use Profile</i>		O	O	
General Function Modules				
Data Metrics Review		R	O	
Exposure Risks/Required Training Courses		O	O	
Inspections/Surveys	R	R	O	O
...Find-and-Fix	O	R	O	O
Registration (used in Bio, Rad, X-ray, etc.)			O	
<i>Safety and Compliance Calendar</i>			O	
Training and Compliance		R	O	
Safety Programs				
Biological Safety Program			O	
- Protocol Registrations:				
...Biological General			O	O
...rDNA			O	O
...Infectious Agents			O	O
- Biological Equipment			O	
Chemical Safety Program			O	
- Hazardous Chemical Inventory			O	O
- Chemical Equipment			O	
- Controlled Substances Registration			O	
Radiation Safety Program			O	
- Protocol Registrations				
...Radiation Work Overview			O	O
...and Radioisotope specific			O	O
- <i>Air Sampling</i>			O	
- <i>Hot Lab Usage / Sink Disposals</i>			O	
- <i>Internal Dosimetry</i>			O	

- (Laser Safety Program)			O	
- Radiation Equipment			O	
- Radioisotope Inventory			O	O
- Radioisotope Purchasing			O	
- X-ray Safety Program			O	
Laboratory Safety				
- Lab Signage (Area Safety)	O	O	O	
- Lab Safety Equipment			O	
Environmental Affairs Modules				
- Biomedical Waste			O	O
- Chemical Waste			O	O
- Radiation Waste			O	O
Occupational / Physical Modules				
- Construction Plans Review			O	
- Incident - EHS Simple Tracking			O	
- Incident - OSHA 300 Plus			O	
- Work Shop Safety			O	

Presentations






The following table gives access to presentations that may help you decided between the three general adoption strategies we outlined or help you construct your own unique one.

Adoption Strategy	Presentation Title	Description	PDF	Size MBs
EHS Inspector	Building a Solid Information System & Opening the Door to Process Improvements	Describes process improvements available with a 2nd Generation System EHSIntegrator . Presented at CSHEMA 2011 conference.	PDF	10
	Progress 2011 EHS Integrator 5.0 Latest Module Surveys\Inspections	Contains a lot of details about Survey/ Inspection module. Presentation was given to a customer's senior management in 2011 on development progress for EHSIntegrator . Many enhancements have been made since.	PDF	1.5
EHS	EHS Information	Micro presentation covering EHSIntegrator	PDF	1.5






































Compliance	Systems Overview	and its training and compliance aspects		
EHS Integrator	EHS-IS Second Generation	Overview of a client using EHSIntegrator to transition from a 1 st to 2 nd generation system. Includes information on Principal Profile and Survey modules. Plus software architecture. Presented at EH&S Campus Technology Workshop April 14th, 2011.	PDF	2.3
	The Power of having an Integrated EHS System illustrated with EHS Integrator	Shows how an extended workflow can be assembled across EHSIntegrator modules. Example given involves a seven stage process of: 1) Assessment, 2) Principal Profile, 3) Registration 4) Lab Equipment\Signs 5) Surveys\Inspections 6) Find-And-Fix 7) Data Metric Analysis Presented at CSHEMA 2012 conference.	PDF	4

All '98' Modules/Components

The table below lists the '98' modules/components we are currently targeting. Any item in the list that has solid colored rectangle under the Windows or Web column, (other than the background color), is a component that is production tested, available for adoption, or is planned for completion in the near future. Contact us to discuss your needs and we'll explain the color legend. It's also a good idea to contact us to see where we are currently, as the makeup of the list is subject to change based on current and future customer feedback about priority wants and needs.

Module/Component	Count	Windows	Web
Core Data			
Organization Data	1		
Principal Profile			
- PIs, Activities, Areas and People	3		
- Biological Agent Use Profiles:			
-- Biological Materials Use Profile (free with Inv)	4		
-- Biological Toxins Use Profile (free with Inv)	5		

-- Microorganisms Use Profile (free with Inv)	6		
- Chemical Use Profile (free with Inv)	7		
- Radioisotope Use Profile (free with Inv)	8		
General Functions			
Calendar - Safety & Compliance	10		
Dashboard/Data Metrics	11		
Exposure Risks	12		
Notifications	13		
Incident Simple - See Occup/Phys	14		
Inventory BASE - see Safety Programs			
Registrations BASE - see Safety Programs			
Registrations BASE - with eForms	16		
Surveys/Inspections/Assessments	18		
Training	19		
Safety Programs			
Research Safety			
- Biological Safety			
-- Bioagent Use Profile - see Principal Profile			
-- Bioagent Inventory			
--- Biological Materials Inventory	21		
--- Biological Toxins Inventory	23		
--- Microorganisms Inventory	25		
-- Registration			
--- General Bio Work Registration	27		
--- Infectious Agents Work	29		
--- rDNA Work	31		
-- Lab Safety Equipment			
--- Autoclaves	32		
--- Clean Air Devices (CADs)	33		
--- CAD Chargebacks	35		
-- Inspections			
--- Bio Lab Inspection w/ pre-survey guide	36		
--- Clinic Facilities/Mgrs/Insp's	37		
--- EHS Animal Facilities/Mgrs/Insp's	38		
--- IACUC Animal Facility Inspections	39		
- Chemical Safety			
-- Chemical Use Profile - see Principal Profile			
-- Chemical Inventory	41		
-- Registration			
--- Chemical Work in General			
--- Specific Chemical Type Work			

-- Controlled Substances	42		
-- Lab Safety Equipment			
--- Fumehoods	43		
-- Inspections			
--- Chem Lab Inspection w/ pre-guide	44		
- Radiation Safety			
-- Rad Iso Use Profile - see Principal Profile			
-- Rad Iso Inventory			
--- Radioisotopes	46		
--- Sealed Sources	48		
-- Radioisotope Purchasing	49		
-- PI Meter List	50		
-- Registration			
--- Radiation Work in General	52		
--- Isotope Specific Work	54		
--- Laser	55		
--- PET Center	56		
--- X-ray	57		
-- Lab Safety Equipment			
--- Electron Microscopes	58		
--- Lasers	59		
--- EHS Radiation Meters	60		
--- X-ray Devices	61		
-- Inspections			
--- Rad Lab Inspection w/ pre-survey guide	62		
--- Lasers	63		
--- X-rays	64		
- Air Sampling	65		
- Dosimetry	66		
-- Hot Lab			
--- Experiment Use\Consumption	67		
--- Inventory	68		
--- Sink Disposals	69		
-- Principal Sink Disposals	71		
Lab Safety			
- Lab Signage (Area Safety)	73		
- Lab Safety Equipment			
-- Cold Storage Units	74		
-- Counters	75		
-- Emergency Washes	76		
-- Manifolds	77		
-- Mercury Devices	78		
Physical/Occupational Safety			

- Construction Plans Safety Review (f)	79		
- Incident - Simple - see General Functions			
- Incident - Worker Safety (c)	80		
- Equipment Inventory			
-- Tanks Above/Underground	81		
-- Confined Spaces	82		
-- Defibrillators	83		
-- Exit Signs	84		
- Work Shops/Power Tools			
-- Shops/Power Tools Inventory	85		
-- Shop Inspections	86		
-- Shop Student Training	87		
Environmental Affairs			
- Biological Waste	89		
- Chemical Waste	91		
- Radiation Waste	93		
- Construction Waste - Inspections	94		
- Waste Technician Organizer	95		
Cross-Discipline			
- Safety Advisor Organizer	96		
- Safety Advisor Manager Organizer	97		
OTHER			
Business Continuity	98		

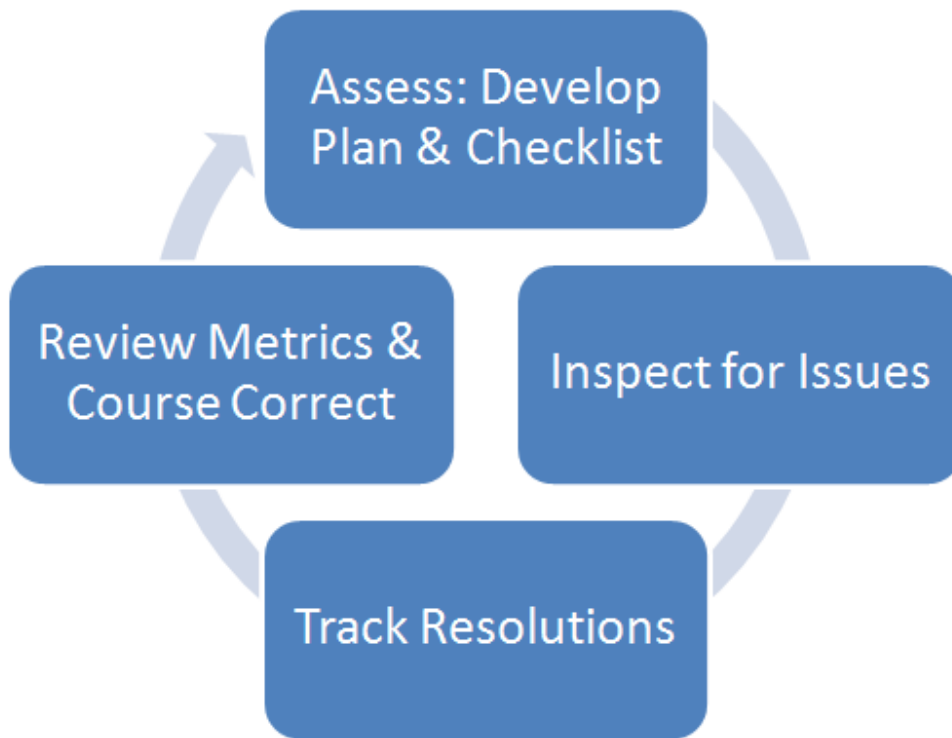
Based Around Key Ideas

The **EHSIntegrator** solution was only built after giving much thought to many key ideas which were used to guide its construction. Important ideas such as: The ability to handle common quality control processes (e.g. Plan-Do-Check-Act and Analyze-Plan-Execute) incorporated in many safety quality programs today. What key concepts should be emphasized within the solution to make it familiar to EHS personnel and easier for them to learn and adopt. And what tools would work best for different types of individuals to accomplish their tasks. Each of these key ideas is described in more detail in their own sections.

Typical Quality Process

While **EHSIntegrator** can work with a variety of quality control models, we'll describe here how it can be used to implement the general quality control process called **Plan-Do-Check-Act**

advocated by a number of quality management systems with international standards and followed by many EHS offices.



The following table elaborates on the steps in the above diagram and indicates which modules in EHS Integrator you can draw upon to support that model of operation.

General Process	Description
Assess: Develop Plan & Checklist	<p>Task: Define policy objectives, assess risks, set operational goals, and design programs to support those items.</p> <p>EHSIntegrator: Define the activities and roles you want to track in the Core modules of the application, and setup questionnaires in the Survey Module configured to run with specific frequencies for particular activities, Principals, their related work areas, other Principals sharing spaces, etc.</p>
Inspect for Issues	<p>Tasks: Implementation and execution of the programs.</p> <p>EHSIntegrator: Use the Survey module and mobile devices (iPads) to inspect specific Principals and/or areas, recording observations and issues found. On survey completion, the system will send notifications via our Notification module to Principals and/or People who have been</p>

	tagged with serious issues with a request for them to respond. You can also send a copy of the entire survey to one or more Principals and/or People. You can even define who gets notified about specific answers e.g. all Bio issues found could be sent to the Bio Safety Officer for lab inspections.
Track Resolutions	<p>Tasks: Follow-up on issues found and make sure that Principals have taken appropriate corrective action.</p> <p>EHSIntegrator: Finding issues is only worth doing if those issues are addressed, the Find-and-Fix Results section of the Survey module allows you to easily see all issues that need a response from Principals along with responses already submitted, which you can review or send back for additional follow-up.</p>
Review Metrics & Course Correct	<p>Tasks: Management review of metric trends and overall program to identify areas for improvement.</p> <p>EHSIntegrator: The system allows you look across all surveys of all survey types and see all issues found. It also provides numerous metrics showing such things as the top 10 or 20 issues found, the top 5 issues by survey type or activity type, etc. Comparing metrics month to month will allow you spot any immediate concerns and comparing totals from year to year will show if things are improving overall or not. Based on what you see within those metrics/trends you can decide what corrective actions you should implement for your programs.</p>

Important Concepts

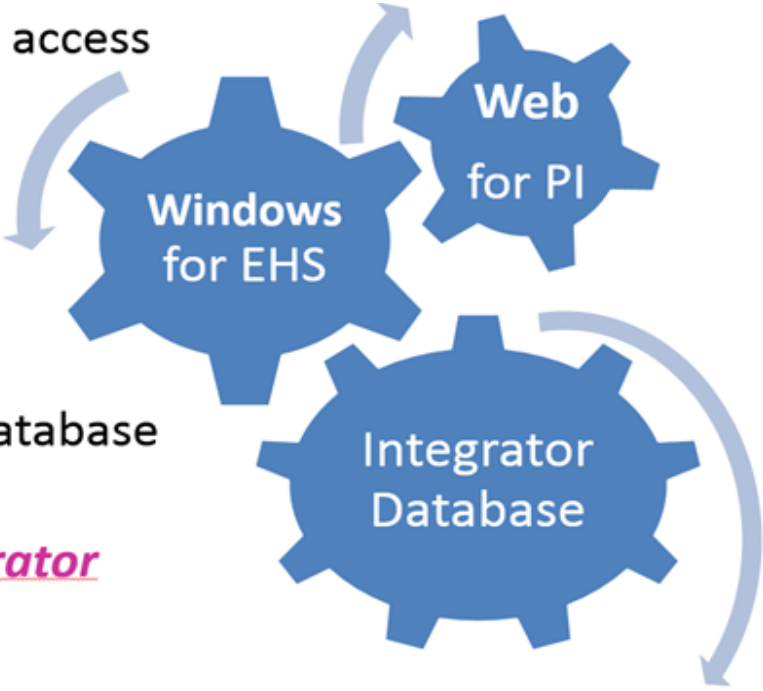
Key Concepts	Platform Components
Roles	<p>Everyone in the organization of interest to EHS is represented by one or more roles in the system e.g. EHS Staff, Principals, their Assistants, Trainees, etc.</p> <p>Some common primary roles are 'hard coded' as a part of the system e.g. EHS Staff and Principals. But in many other areas of the system you can extend its functionality by defining additional role types and assign them as needed e.g. Facility Manager for Buildings.</p>
Activities	<p>The work of interest to EHS is represented by activities in the system e.g. Research, Dining, Grounds Maintenance, Work Shop Usage, etc.</p> <p>In a similar vein to roles, but to a lesser extent, regular activities may be 'hard coded' as a part of the system e.g. inspection/service task for specific safety critical equipment. But again, in many areas of the system you can</p>

	extend its functionality by defining additional activity types and assign them as needed e.g. Building Management for Buildings.
Exposure Risks	From the various activities a person performs within the organization they can be exposed to any number of hazards/risks. You can define your own Exposures Risks that you want to track and have them associated with individuals based on activities they perform, their position or department.
Training Requirements	Training Requirements can be associated with Exposure Risks, and that information, along with training records allows you identify who's in or out compliance. Such information can be seen for any individual or all Assistants associated with a Principal.

Best Tool for the Job

We believe in “the right tool for each job” and use the following collection of components working cooperatively together to make the entire solution work well for everyone.

- Web forms for PI access
- Win app for EHS high volume use
- Both share same business objects/database
- *It's all **EHSIntegrator***



Modular Solution

Modular but designed holistically so that the “sum of its parts creates a greater whole.”



Modularization besides making it easier for you to adopt partially or in parts also makes it easier for us to evolve specific areas of the platform in response to changing business needs that either affect everyone or just for you when looking for customization.

Layered software

Having technical responsibilities separated into software layers also makes it easier for us to evolve those parts of the system to accommodate technology shifts.

